



District Report Card: 2017


State: Jammu And Kashmir	District: Srinagar
Class: 8	Subject: Mathematics
Schools: 48	Students: 441


Participation/Coverage


Students

<div>GENDER</div> <div></div>	Boys		Girls	
	Number	%	Number	%
	193	43.76	248	56.24

<div>AREA</div> <div></div>	Rural		Urban	
	Number	%	Number	%
	61	13.83	380	86.17

<div>CATEGORY</div> <div></div>	SC		ST		OBC		GEN	
	Number	%	Number	%	Number	%	Number	%
	17	3.85	28	6.35	6	1.36	390	88.44

<div>CWSN</div> <div></div>	LD	VI	HI	S&LD	ID	Oth
	2	6	1	1	2	11

<div>Management</div> <div></div>	Government		Government-aided	
	Number	%	Number	%
	421	95.46	20	4.54

Average Performance of Students in Mathematics (%)

Overall	Gender		Area		Management		Social Group			
	Male	Female	Rural	Urban	Govt.	Aided	SC	ST	OBC	GEN
36.76	37.86	35.91	33.88	37.23	37.28	26.00	39.61	35.24	34.44	36.79

Performance on Learning Outcomes (LOs)

Learning Outcomes	Description	Average Performance(%)
M601	Solves problems involving large numbers by applying appropriate operations	26.91
M606	Solves problems on daily life situations involving addition and subtraction of fractions / decimals	38.57
M620	Finds out the perimeter and area of rectangular objects in the surroundings like floor of the class room, surfaces of a chalk box etc.	37.65
M621	Arranges given/collected information in the form of table, pictograph and bar graph and interprets them	32.74
M702	Interprets the division and multiplication of fractions	32.88
M705	Solves problems related to daily life situations involving rational numbers	34.24
M706	Uses exponential form of numbers to simplify problems involving multiplication and division of large numbers	39.45
M707	Adds/subtracts algebraic expressions	48.98
M710	Solves problems related to conversion of percentage to fraction and decimal and vice versa	35.78
M717	Finds out approximate area of closed shapes by using unit square grid/graph sheet	26.91
M719	Finds various representative values for simple data from her/his daily life contexts like mean, median and mode	48.34
M721	Interprets data using bar graph	37.61
M801	Generalizes properties of addition, subtraction, multiplication and division of rational numbers through patterns	26.61
M802	Finds rational numbers between two given rational numbers	38.99
M803	Proves divisibility rules of 2, 3, 4, 5, 6, 9 and 11	33.63
M804	Finds squares, cubes, square roots and cube roots of numbers using different methods	40.37
M808	Uses various algebraic identities in solving problems of daily life	35.78
M812	Verifies properties of parallelogram and establishes the relationship between them through reasoning	28.16
M818	Finds surface area and volume of cuboidal and cylindrical object	38.07
M819	Draws and interprets bar charts and pie charts	38.55

Range of Performance of Students who Answered Correctly							
Below 30%		30% - 50%		50% - 75%		Above 75%	
Number	%	Number	%	Number	%	Number	%
201	45.58	122	27.66	86	19.50	32	7.26

Lowest Performing Learning Outcomes (LOs)

1 - Generalizes properties of addition, subtraction, multiplication and division of rational numbers through patterns (26.61)

2 - Finds out approximate area of closed shapes by using unit square grid/graph sheet (26.91)

3 - Solves problems involving large numbers by applying appropriate operations (26.91)

- 4 - Verifies properties of parallelogram and establishes the relationship between them through reasoning (28.16)
- 5 - Arranges given/collected information in the form of table, pictograph and bar graph and interprets them (32.74)